



かわさきし しげんぶつ わ かた だ かた 川崎市「資源物とごみの分け方・出し方」

Sorting and Disposal of Recyclable Materials and Garbage in Kawasaki

川崎市資源物と垃圾的分类方法及丢弃方法

가와사키시 자원물과 쓰레기의 분리 및 배출 방법

Pagbubuklod at pagtatapon ng bagay na maaring i-recycle at ng basura ng Kawasaki

Cómo separar y disponer de la basura y los recursos reciclables en Kawasaki

Modo de separar e jogar os materiais recicláveis e os lixos em Kawasaki

"Cách phân loại và cách bỏ rác tái chế và rác thải" thành phố Kawasaki

もくじ 目次	Table of Contents	目录 목차	Talaan ng mga Nilalaman	Índice	Índice	Mục lục
りちうむいおんでんちとうじゅうでんしきでんちだかた リチウムイオン電池等の充電式電池の出し方... 2～3	How to Dispose of Rechargeable Batteries such as Lithium-Ion Batteries	日本語 日本語	ベトナム語 (Tiếng Việt)	32～35		
4～7		粗大ごみ処理手数料表 (ひらがなルビ付き)		36		
8～11		Oversized Garbage Disposal Fee Chart		37		
12～15		市では収集しないもの (ひらがなルビ付き)		38		
16～19		Wastes not collected by the City		39		
20～23		地域別ごみ収集曜日一覧表 (ひらがなルビ付き)		40～51		
24～27		Garbage Collection Days for Each Community				
28～31		ごみの収集日に関するご相談・お問い合わせ先		52		
		ポルトガル語 (Português)		Contact Information for Consultation and Inquiries Concerning Garbage Collection		

日本語

英語
English

中国語
中国語

韓国・朝鮮語
한국・조선어

フィリピン語
Filipino

スペイン語
Español

ポルトガル語
Português

ベトナム語
Tiếng Việt

“分ければ資源・混ぜればごみ”となります。
分別排出にご協力をお願いします。

“Resources if separated, Garbage if mixed.” Please cooperate in proper separation and disposal of trash.

“混在一起是垃圾，分类以后成资源。”
敬请协助垃圾的分类。

“나누면 자원, 섞으면 쓰레기”가 됩니다.
분리배출에 협력해 주시기 바랍니다.

"Néu phân loại là tài nguyên, nếu hòa trộn là rác thải"
Vui lòng hợp tác trong việc phân loại và thải bỏ.

“Kung paghiwalayin, ito ay magiging bagay na maaaring i-recycle. Kung pagsasamahin, ito ay magiging basura.”
Makiisa sa paghiwa-hiwalay at pagtatapon ng basura.

Le pedimos su cooperación en separación y emisión. Ya que será “Si se mezcla será basura. Si se separa serán recursos.”

Sua cooperação na separação e liberação. Uma vez que vai ser “Se for misturado, será lixo. Se for separado, será reciclável.”

3R (リデュース・リユース・リサイクル) にご協力ください。

Please cooperate in promotion of 3R campaign (Reduce, Reuse, Recycle).

请协助推进3R (减量、再用、循环)。


3R (Reduce [감량], Reuse[재이용], Recycle[재활용] 추진에 협조하여주십시오).

Magtutulungan tayong paunralin ang 3R (Reduce, Reuse, Recycle).

Se solicita su colaboración en el impulso de las 3R (reducir reutilizar y reciclar).

Vamos cooperar para a promoção dos 3R (Reduzir, Reutilizar, Reciclar).

Vui lòng hợp tác trong hoạt động 3R (Reduce (Giảm bớt) - Reuse (Tái sử dụng) - Recycle (Tái chế)).



発行：令和8年(2026年)3月

リチウムイオン電池等の充電式電池の出し方

How to Dispose of Rechargeable Batteries such as Lithium-Ion Batteries

锂离子电池等充电式电池的丢弃方法

리튬 이온 전지 등의 충전식 전지의 배출 방법

■**収集日** 小物金属の日(月2回)に収集します

■**Collection Day** Collected on Small Metal Items Day (twice a month)

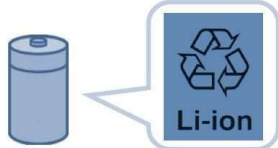
■**収集日** 在金属小件的收集日(每月2次) 进行收集

■**수거일** 소형 금속의 날(월 2회)에 수거합니다

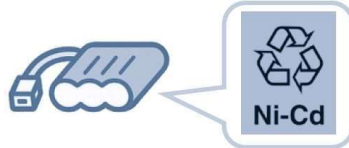
■**Araw ng Pagkulekta:** Kinukulekta sa araw ng pagkulekta ng mga maliliit na metal (dalawang beses sa isang buwan)

■**収集対象**

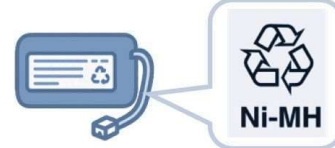
リチウムイオン電池



ニカド電池



ニッケル電池



モバイルバッテリー・電池を取り外すことができない製品



■**Items Accepted**
Li-ion batteries Ni-Cd batteries Ni-MH batteries
Mobile batteries and products with non-removable batteries

- *1 Batteries without a recycling mark, as well as swollen or deformed batteries, are also accepted.
- *2 Batteries removed from laptops are also accepted.
- *3 Items with any side longer than 30 cm must be disposed of as bulky waste (fee required, advance application needed).
- *4 Dry-cell batteries and lithium coin batteries should be disposed of as used dry batteries, following the usual method.

■**収集対象**

锂离子电池 镍镉电池 镍电池
充电宝 无法拆除电池的制品

- *1 对象包括未标注回收标志的电池及发生了膨胀 变形的电池。
- *2 对象包括从电脑上拆下的电池。
- *3 最长部位长度达30cm以上的垃圾归类为“粗大垃圾”(收费/申请制)。
- *4 干电池 纽扣锂电池请按照以往方式 作为废干电池丢弃。

■**수집 대상**

리튬 이온 전지 니카드 전지 니켈 전지
모바일 배터리나 전지를 분리할 수 없는 제품

- *1 재활용 마크가 없는 전지, 팽창 또는 변형된 전지도 대상입니다.
- *2 컴퓨터에서 분리된 전지도 대상입니다.
- *3 가장 긴 부분이 30cm 이상인 것은 “대형 쓰레기”로 배출하십시오(유료·신청제).
- *4 건전지, 리튬 코인 전지는 기존과 같이 사용한 건전지로 배출해 주십시오.

■**Mga bagay na sakop sa pagkulekta**
Bateriang lithium-ion Bateriang nickel-cadmium
Bateriang nickel

■**Mga mobile batteries at produktong may bateryang hindi maaaring tanggaliin**

- *1 Nasasakop din ang mga bateryang walang recycle mark at mga bateryang nakaambok o depormado.
- *2 Nasasakop din ang mga bateryang tinanggal mula sa personal computer.
- *3 Ang mga bagay na may pinakamahabang bahagi na 30 cm o higit pa ay itapon bilang “Malalaking Basura” (may bayad at kinakailangang mag-apply).
- *4 Ang mga tanyag baterya at lithium coin battery ay itapon tulad ng dati bilang mga ginamit na tanyag baterya.

Paraan ng pagtapon ng rechargeable na baterya tulad ng lithium-ion battery

Cómo sacar las baterías recargables como la batería de ion de litio

Modo de descartar baterias recarregáveis, como baterias de íon-lítio, etc.

Cách vứt pin sạc như pin Lithium-ion, v.v...

■**Día de recolección:** Día de objetos pequeños de metal (2 veces al mes)

■**Dia de coleta:** será coletado no dia para pequenos artigos de metal (2 vezes por mês)

■**Ngày thu gom:** Thu gom vào ngày thu gom kim loại nhỏ (2 lần/tháng)

■**Baterías que se recolectan**
Bateria de ion de litio Bateria de níquel-cadmio
Bateria de níquel

■**Power bank (batería externa), productos que no permiten quitar la batería**

- *1 También se recolectan baterías sin logo de reciclaje y baterías hinchadas y deformadas.
- *2 También se recolectan baterías quitadas de la computadora.
- *3 Si la parte más larga de la basura mide más de 30cm, sáquela como “Basura voluminosa” (se cobra, recolección a solicitud del usuario).
- *4 Para pilas secas y pilas de botón de litio, sáquelas como pilas usadas como siempre.

■**Itens coletados**
baterias de íon-lítio Bateria de níquel-cádmio
Bateria de níquel

■**Produtos com baterias móveis/pilhas não removíveis**

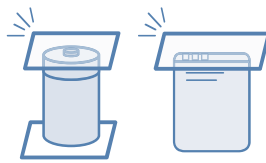
- *1 Baterias sem marca de reciclagem, bem como baterias inchadas ou deformadas, também são coletadas.
- *2 Baterias removidas de computadores também são coletadas.
- *3 Itens cujo maior comprimento seja de 30 cm ou mais devem ser descartados como lixo de tamanho excessivo (sujeito a taxa/solicitação prévia).
- *4 Pilhas e baterias de lítio tipo moeda devem ser descartadas da forma usual como pilhas usadas.

■**Đối tượng thu gom**
Pin Lithium-ion Pin Nickel-cadmium
Pin Nickel-metal hydride

- Pin sạc dự phòng và các sản phẩm không thể tháo rời pin**
- *1 Bao gồm cả pin không có ký hiệu tái chế, pin bị phồng/biến dạng.
- *2 Bao gồm cả pin tháo ra từ máy tính xách tay.
- *3 Những thứ có phần dài nhất từ 30 cm trở lên thì vứt vào “rác công kênh” (có thu phí, cần đăng ký).
- *4 Đối với pin khô, pin đồng xu lithium, hãy vứt dưới dạng pin khô đã qua sử dụng như trước nay.

出し方

①端子部に透明なテープを貼り、絶縁してください。



②透明な袋に入れ、「じゅうでんち」と貼り紙をして資源物集積所に出してください。



※膨張・変形している充電式電池は、他の電池と分けて透明な袋に入れ、

「じゅうでんち へんけい」と貼り紙をして出してください。



How to Prepare Them for Disposal

①英語 Cover the battery terminals with clear tape to insulate them.

② Place the battery in a transparent bag, label it “じゅうでんち” (rechargeable battery), and bring it to the recycling collection point.

*If the rechargeable battery is swollen or deformed, place it in a separate transparent bag and label it “じゅうでんち へんけい” (deformed rechargeable battery) before disposal.

丟放方法

①请在电极部分贴上透明胶带 进行绝缘处理。

②请装入透明塑料袋中 贴上标有“じゅうでんち(充电电池)”的贴纸 放到资源物收集站。

*关于发生了膨胀 变形的充电式电池 请与其他电池分开，装入透明塑料袋中 贴上标有“じゅうでんち へんけい(充电电池 变形)”的贴纸后丢放。

배출 방법

① 단자 부분에 투명 테이프를 붙여 절연하십시오.

② 투명 봉투에 넣고, “충전지(じゅうでんち)”라고 적힌 종이를 붙여 자원물 집적소에 배출해 주십시오.

*팽창 또는 변형된 충전식 전지는 다른 전지와 분리하여 투명 봉투에 넣고, “충전지 변형(じゅうでんち へんけ이)”이라고 표시하여 배출해 주십시오.

Paraan ng pagtapon

① Pakilagyan ng transparent tape ang bahagi ng terminal para sa insulasyon.

② Pakilagay sa isang transparent na supot, lagyan ng label na “じゅうでんち”, at ilabas sa itinakdang pook ng koleksyon para sa mga bagay na maaaring i-recycle.

*Pakilagay nang hiwalay ang mga rechargeable na bateryang nakaumbok o depormado sa ibang mga baterya gamit ang transparent bag, lagyan ng label na “じゅうでんち へんけい” bago ilabas para sa koleksyon.

Cómo sacar

① Aísle los polos pegando una cinta transparente.

② Métalas en una bolsa transparente, rotule con la palabra “じゅうでんち Judenchi” y colóque en la estación de recursos reciclables.

*Para baterías hinchadas y deformadas, separe de otras baterías, métalas en una bolsa transparente, rotule con la palabra “じゅうでんち へんけい Judenchi henkei”, y sáquelas.

Modo de descartar

① Cole fita adesiva transparente no terminal para isolar.

② Coloque em um saco transparente, cole um papel escrito “じゅうでんち” (judenchi) e descarte no depósito de recursos recicláveis.

* Descarte as baterías recarregáveis inchadas ou deformadas colocadas em um saco transparente separado das outras baterías e com um papel escrito “じゅうでんち へんけい” (judenchi henkei) colado.

Cách vứt

① Hãy dán băng keo trong vào phần đầu cực để cách điện.

② Hãy cho vào túi trong suốt, dán giấy ghi chữ “じゅうでんち” (Pin sạc) và mang ra điểm tập kết rác tài nguyên.

* Đối với pin sạc bị phồng/biến dạng, hãy tách riêng với các pin khác, và cho vào túi trong suốt, dán giấy ghi “じゅうでんち へんけい” (Pin sạc biến dạng) rồi đem vứt.

収集できないもの

自動車・バイクのバッテリー

パソコン本体 ・ポータブル電源



Items NOT Accepted

- Car or motorcycle batteries
- Laptops
- Portable power stations

无法收集的物品

- 汽车 摩托车的蓄电池
- 电脑本体
- 移动式电源

수거할 수 없는 것

- 자동차나 오토바이의 배터리
- 컴퓨터 본체
- 휴대용 전원

Mga bagay na hindi maaaring kulektahin

- Mga baterya ng sasakyan at motorsiklo
- Ang unit ng personal computer mismo
- Portable power supply

Lo que no se puede recolectar

- Baterías para bicicleta eléctrica y motocicleta
- Computadoras
- Baterías portátiles

Itens que não são coletados

- Baterías de bicicleta/motocicletas
- Computadores
- Fontes de eletricidade portáteis

Những thứ không thể thu gom

- Ác quy ô tô, xe máy
- Thân máy tính xách tay
- Trạm sạc dự phòng

Empty Cans and PET Bottles

Empty Bottles

Used Batteries

Once a week

Recyclable Resources


- Take them to the recyclable resource collection site by 8:00 a.m. on the collection day.
- ※ If you have specific rules, such as for the residence association of your condominium, priority should be given to these rules.
- Do not put cigarette butts or garbage in empty cans, PET bottles, or empty bottles; it hinders the recycling process.

※Classification of "caps and labels" ○Metallic caps empty cans
 If labels and caps cannot be easily removed, they may be left attached. ○Plastic caps and labels plastic resources

Empty Cans and PET Bottles

- Place together in transparent/semi-transparent bags before disposal.

Empty Cans



Rinse the inside

In order to avoid fire incidents, please empty the spray cans and butane gas cassette cartridges using caps which are specialized to empty safely. For emptying, please use outdoor where no fire can occur and dispose them together with empty cans and PET bottles.

※ It is not necessary to pierce a hole in the can.

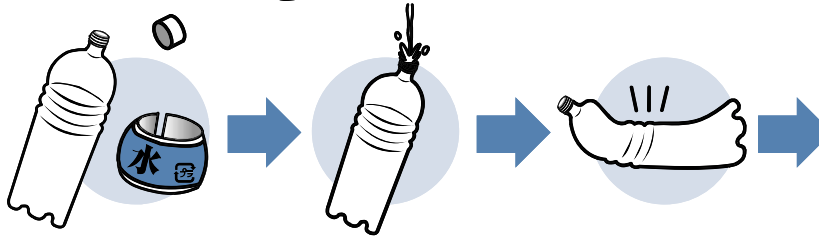
PET Bottles

Distinctive label for PET Bottles



PET

Only those PET bottles with this label shall be collected.



①Remove the cap. Remove the label.

②Quickly rinse inside

③Crush

④Place together in transparent / semitransparent bags

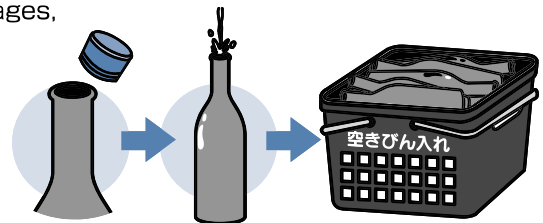
※Applicable PET bottles are beverage, sake, "mirin" cooking wine and soy sauce containers with the indicating "PET" mark.

Empty Bottles

- Remove the cap, quickly rinse, and place the bottle in the Empty Bottles container.

※Empty bottles for culinary products, such as those for beverages, seasonings, and cooking oils, etc.

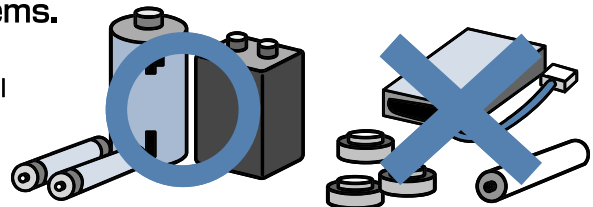
※Dispose of returnable bottles such as "issho-bin" sake bottles and beer bottles with local group recyclable resource collections or return them to a shop or store of purchase.



Used Batteries

- Put them in transparent bags to prevent them from being mixed with other collected items.

※The city collects only layered- and cylinder-type dry cell batteries, and coin-type lithium cell (CR and BR type). (For button batteries, please see page 38.)




Note: For the collection method of lithium-ion and other rechargeable batteries, please see page 2.

Mixed paper

Once a week

Recyclable Resources

- All types of paper except for "items collected by local recyclable resource collection groups" and "dirty paper and paper with strong smell"
- Take them to the recyclable resource collection site by 8:00 a.m. on the collection day.



Paper items with this mark (confectionery boxes, etc.) as well as flyers, pamphlets, wrapping paper, (windowed) envelopes, postcards, photographs, notebooks, notepads, shredded paper, etc.

For those who are concerned about the protection of personal information on paper, delete such information before disposal.

Types of paper that should not be disposed of as mixed paper



Dirty paper and paper with strong smell.

Please dispose of them as ordinary trash.



Newspapers, magazines, cardboards, milk cartons, etc.

Please use local recyclable resource collection groups or take them to the place of purchase.

Disposal procedures

*Collection of mixed paper is available even on rainy days.


Point



Put mixed paper in a paper bag.




Wrap mixed paper with wrapping paper.



Tie mixed paper with string.

Mixed paper may be put in a paper food box or an empty tissue box.



Do not put mixed paper in a plastic bag (shopping bag) or a cardboard box.


Plastic Resources

Once a week

Recyclable Resources


Plastic products and plastic containers with a maximum length of less than 50 cm

- Take them to the recyclable resource collection site by 8:00 a.m. on the collection day.



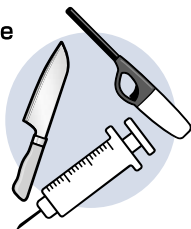
Kitchen utensils, laundry items, bath and washroom tools, stationery, trays, cups and packs, bottles, tubes, etc.

Items that cannot be disposed of as plastic resources



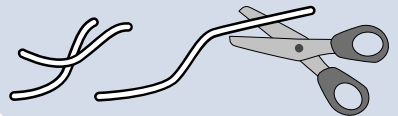
Items that operate with electricity or batteries

*Dispose of them as small metal items.




Lighters, sharp objects, syringes, etc.

*Dispose of them as small metal items (disposable lighters are disposed of as ordinary garbage).



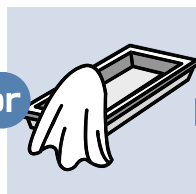
- Items that are long or expand when opened must be cut to less than 50 cm. (If they cannot be cut, please dispose of them as ordinary garbage.)
- If they can be easily disassembled, separate and dispose of the parts accordingly.

Disposal procedures




Reuse water used for dishwashing, etc., to rinse them.

Quickly rinse.




Wipe the dirt.



Put them in a transparent or semi-transparent bag.

Point

The volume of trash can be reduced by piling or cutting them.



Do NOT put plastic resources contained in plastic bags into larger bags. Please refrain from double or triple bagging.

If the dirt cannot be removed, it's enough to empty the contents or use them up. Items with a strong odor can also be collected (rinse lightly before disposal).

Ordinary Garbage


Twice a week

● Dispose of Garbage in plastic containers with lids or transparent/semitransparent bags by 8:00 a.m. on the collection day.

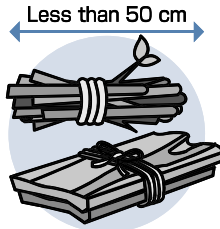
※ Do not dispose of trash after trash collection has been completed or at night; it is an annoyance to those who live near the collection site.

Garbage other than “Recyclable Resources (p.2~3,8~9)”, “Small Metal Articles (p.11)”, and “Oversized garbage (p.11)”

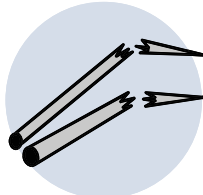
● Points before disposing of Garbage



Kitchen Garbage
Please drain completely and solidify any used cooking oil.



Tree Branches, Twigs and Boards
Cut into pieces with measurements of less than 50 cm in length and 10cm in thickness, bundle with string, and dispose of about three bundles per collection.




Skewers for Yakitori
Bend the tips to make them safer before disposal. (Wrap the tips with paper)



Used Cooking Oil
Do NOT dispose of them in liquid form. (Soak them in cloth or solidify them before disposal.)

Breakables

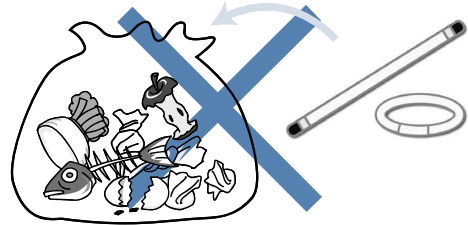
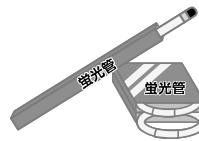
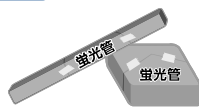
Should be wrapped with thick paper with the indication “フレモノキケン (Broken/fragile articles, handle with care)” and taken out on the day of collection for ordinary garbage. *Do not put broken/fragile articles (ordinary garbage) in an “Empty bottle collection bucket”.



Cups, Rice bowls, Glass, Ceramic items, etc.

English

Fluorescent Lights



Wrap a fluorescent light (including a broken one) with thick paper or put it in the same box in which it was purchased with the indication “ 蛍光灯 ”, and dispose of it.

Caution! When disposing of a fluorescent light, do not put it in a bag containing kitchen garbage and others.

For the collection of paper (newspapers, magazines, etc.), clothes, etc., use local recyclable resource collection by citizen groups.

Item	Disposal procedure	Collection site/Collection day
Paper ※Some citizen groups may collect paper other than those listed on the right.	Newspapers/Flyers	Take them to the site on the day specified by each local citizen group. For details of the collection site and the collection day, contact a Waste Collection Office .
	Magazines/Books	
	Cardboards	
	Milk cartons	
Clothes 	Old clothes, etc.	
	“Issho-bin” sake bottles, beer bottles, juice bottles, etc.	
Returnable bottles	Lightly wash the inside of the bottles.	

※The table above shows examples of typical procedures for the collection of recyclable resources by citizen groups. Note that items and disposal procedures vary depending on the citizen group.

※We also encourage taking milk cartons to supermarkets with collection bins, ward offices (excluding the Kawasaki Ward office), and ward branches.

Small Metal Articles

Twice a month

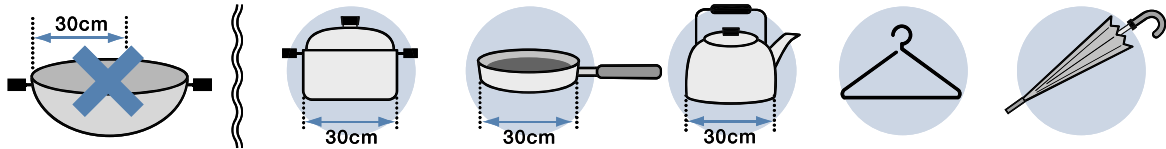
Metal products measuring less than 30cm (those that are entirely or partially made of metal), umbrellas, and wire hangers

For general information on rechargeable batteries, please see pages 2-3.

- Take them to the "recyclable resource collection site" by **8:00 a.m.**; **Do not put them in a bag** (for those that are easily scattered, tie them with string or tape).

Examples of Small Metal Articles

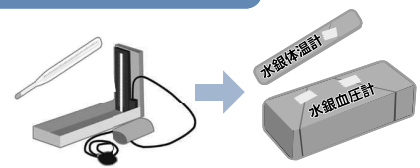
- Ladles ● Spoons ● Pots ● Frying pans ● Kettles
- Irons ● Electric shavers ● Toasters ● Blow Dryers ● Radios



Mercury Clinical Thermometer, Mercury Manometer, and Mercury Thermometer

Wrap a mercury clinical thermometer, mercury manometer, or mercury thermometer with thick paper with the indication "すいぎんたいおんけい(Mercury Clinical Thermometer)", "すいぎんけつあつけい(Mercury Manometer)", or "すいぎんおんどけい(Mercury Thermometer)", and dispose of it.

If its length is 30 cm or longer, however, dispose of it as oversized garbage.



Oversized Garbage

Twice a month

Fee-based

Used metal products (30cm or more), furniture (50cm or more), etc. from households

- Apply for collection **three days (excluding Saturdays and Sundays) before the desired collection day.**

※If there are too many applicants for the same collection day, collection may be scheduled on the next collection day.

※The city does not collect waste from business activities.

1 Apply for collection.

Oversized Garbage Center

※Please check the telephone number to avoid dialing the wrong number.

※In case you cannot speak Japanese, please have someone who can make the phone call for you.

※English interpretation service is available.

- ◆ **Office Hours:** Monday to Saturday (closed from December 31- January 3)
8:00 a.m. to 4:45 p.m.

From a General Subscription Phone:


0570-044-530

From a Mobile/ IP Phone:

044-930-5300

FAX (if you cannot apply by phone or internet)

044-930-5310



2 Purchase a "Ticket for Oversized Garbage Disposal".

You can purchase the Kawasaki City Bulky Waste Disposal Ticket at convenience stores within the city.

*Beginning on December 1, 2023, it became possible to make online payments for bookings made through the Internet.



3 Dispose of oversized Garbage.

Write your name or reception number, and the collection day, on the "Ticket for Oversized Garbage Disposal" (for online payment, any form with the required information (reception number, collection date, amount) written on it) and attach it to your oversized garbage in an easily visible location. Take the trash to the location designated at the time of application by 8:00 a.m. on the collection day.


Oversized Garbage

Fee-based

- Be sure to confirm the oversized Garbage disposal fee amount at the time of application.
- Even if an item is listed, the disposal fee may vary depending on the size and material.
- If you don't speak Japanese, please contact us through someone who does.

	Category	Disposal Fee (per item)	Examples (in Japanese syllabary order)
1	Entirely or partially metal items measuring between 30 and 49cm	¥300	"Itto-kan" cans (18-liter square cans) not for food use, gas cassette stove, ventilator, juicer/mixer, lighting equipment, rice cooker, tuner, video deck, record/CD player (CD/DVD), pots, radio/cassette player, etc.
2	Items between 50 and 179cm	¥600	Knitting machine, amplifier, garment box, chair, unicycle, gas table, carpet, shelving unit, stand, mirror-dressing table, shoe stand, "kotatsu" heated table, "kotatsu" board, golf club, stove, lumber, legless chair, low table, cupboard, shopping cart, bicycle, ski carrier, ski pole, shovel, suitcase, heater, snowboard, speaker, electric fan, sofa, dresser-drawer, child seat, tea ceremony box, desk, table, TV stand, tin plate, pipe, hanger rack, futon, printer plywood, baby carriage, bookshelf, mattress, hot water pot, etc.
3	Items 180 cm or longer with a width of less than 10cm	¥600	Curtain rail, lumber, fishing pole, clothes-drying pole, pipe, etc.
4	Items 180 cm or longer (excluding items in Category 3 above)	¥1,200	Storage shelf, "shoji" screen, bookshelf, sofa, dresser-drawer, door, "fusuma" sliding door, bed frame, spring mattress, etc.

The length of the oversized Garbage is the longest side considering the length, width, height and diameter (for circular items)



※ The disposal fee may vary if you are able to disassemble or fold your oversized trash. Please confirm this when making your application.

Handling of Bundles/Sets - The following Oversized Trash are handled by the bundles (5 per bundle) or by the set.

	Type	Examples
Bundle (5 items per bundle)	Furniture	"Zaisu" chair (legless chair) (except for revolving one), blind, roll curtain, curtain rail, etc.
	Bedding	Futon, Mattress (excluding those with springs), etc.
	Fittings	"Fusuma" (sliding door), "tatami" (Japanese mat), tin plate, etc.
	Sport, hobby	Golf club, ski, ski pole, fishing pole, etc.
	Others	Garment box, shovel, pipe, plywood, mop, etc.
Set	Bedding	Bed frame and mattress (including springs)
	Sport, hobby	Golf bag and golf club, ski set (ski, pole, shoes), etc.
	Appliances, audio equipment, office equipment, musical instrument	"Kotatsu" (leg warmer) and kotatsu table, stereo set (amplifier, player, tuner, speaker, etc.), etc.
	Furniture	Learning desk and chair, dresser and chair
	Health appliances	Dumbbell, barbell (bar and weight)
	Others	Clothes-drying poles and pedestal

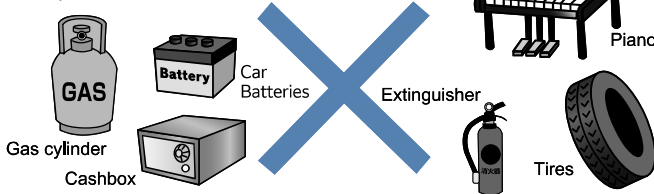
Wastes not collected by the City

Note Illegal waste disposals are crimes.
If you see any illegal waste disposals, please report to the Waste Collection Office or Police Offices.

Item difficult to dispose

● Please make an arrangement of picking up items difficult to dispose to where you purchased them at first.

- 1) Extremely heavy items (Approx. over 100kg)
- 2) Extremely long items (Approx. over 2 meter)
- 3) Items causing risk of process (explosion or fire)
- 4) Harmful substances



Button type lithium batteries

● Please return to battery collecting boxes placed at retailers

Collecting can for button type lithium batteries



※ Button Battery Recycling Promotion Center
☎ 0120-266-205 URL <https://www.botankaishu.jp>

Home care medical wastes (needles, medicines)

● Please return used needles and unused medicines to one's medical institute.

※ If you purchased your medicine at pharmacy, you can bring them to the pharmacy with this sign at the entrance



Contact information for pharmacies collecting medical wastes: Kanagawa pharmacist association

☎ 044-211-2325 URL <https://kawayaku.or.jp/>

Personal computers, laptops

● Please contact manufacturers for collection

Collection inquiry

◆ If you know the manufacturer,
➔ Contact PC recycling at corresponding manufacturer

◆ If there is no place to ask, e.g. self made personal computer,
➔ Contact PC3R promotion association
☎ 03-5282-7685 URL <https://www.pc3r.jp/>



※ if your PC does not have this sign, recycling fee will be applicable for collection.

Motorcycles including moped

● Please contact dealers for collection

Contact information for collection and inquiry.

◆ Dealers (Dealers handling with collecting waste motorcycles)

※ Dealers handling with collecting motorcycle wastes have the sign on their shops

◆ Motorcycle recycling call center

☎ 050-3000-0727

JARC/ Japan automobile recycling promotion center:

URL <https://www.jarc.or.jp/motorcycle/>



Electric appliance subjects to recycling

Air conditioning, television, refrigerator, washing machine, and dryer.

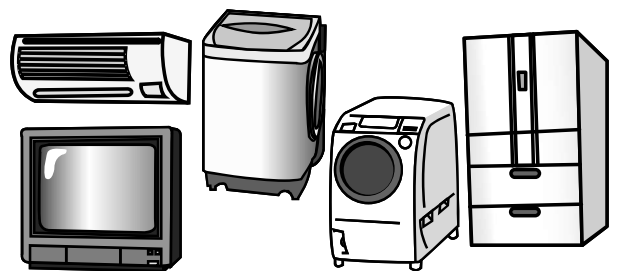
● Please contact retailer where you purchased the product for collecting wastes

※ If you are unsure of the electronics retailer where you purchased the item, please contact the Living Environment Office by email.

Expenses paid by consumers

Recycling fee	+Collection transportation fee	= Amount To Be Paid By Consume
* Fee may vary by product manufacturer	* Fee may vary by retailer	

※ If you bring the waste to "the designated collecting location" by yourself, you only need to pay recycling fee. For the nearest designated collecting location, please contact the manufacturer or Waste collection office.



Waste from business activities

● Each business operator must have a licensed industrial waste collector dispose of waste properly.



ジモティースポット川崎菅生

まだ使える不要品を無料で引き取り、必要な人に譲渡・販売するリユース事業

を行っています。予約不要です。

○住所 宮前区菅生4-14-5

○営業時間 9:00~19:00

○定休日 なし(年末年始のみ)

※不要品の持ち込みは市民のみが対象です。

※破損や目立つ汚れ、臭いがするもの、解体されてすぐに使えないもの、使用

目的どおりの利用ができないものは引き取りできません。

川崎市 × ジモティー

ジモティースポット川崎

家電 スポーツ用品 こども用品 衣類 食器 など

まだ使える不要品をお持ち込みください



予約不要
直接持ち込み可能



5分で完了
持ち込んで渡すだけ



無料引取
何品でもOK

くわ ほーむべーじ
詳しくはHPで



その他のリユース手段

「ジモティー」「おいくら」など民間事業者のサービスを

利用して不要品をリユースすることも可能です。

くわ ほーむべーじ
詳しくはHPで



まだ使える不要品は
ジモティーでリユース



登録料・手数料
すべて無料



すぐに出品できる
5分で投稿完了



最速当日中に
取引完了

4STEP だれでもかんたん地域リユース

STEP 1



STEP 2



STEP 3



STEP 4



おいくら? の特徴

Point 01 処分費を払わず売却できる

資格を持つ買取店が対応 / 高評価 訪問買取 即日対応

Point 02 査定結果を比較できる

Point 03 大型品でも自宅まで引き取り

Jimoty Spot Kawasaki Sugao

See the web-site for details.



This facility accepts unwanted items that are still usable free of charge, and passes them on to people who need them through reuse (giving or selling).

No reservation is required.

Address: 4-14-5 Sugao, Miyamae Ward

Opening hours: 9:00~19:00


Closed: Open every day (closed only during the New Year holidays)

* Only Kawasaki City residents may bring in unwanted items.

* Items cannot be accepted if they are broken, heavily soiled, have strong odors, have been disassembled and cannot be used immediately, or cannot be used for their original purpose.

Other means of reuse

See the web-site for details.



You can also submit unwanted items for reuse by using private services such as Jimoty or Oikura.

集積所及び資源集団回収場所からの資源物等の持ち去りは条例で禁止されています。

概要

- 集積所からの行政収集対象品目（空き缶や粗大ごみなど）の持ち去り禁止
- 資源集団回収場所からの資源集団回収品目（古紙、ダンボールなど）の持ち去り禁止

持ち去りを発見した場合

- 持ち去り行為者を発見した場合、トラブルに発展する可能性もあるので、直接声をかけることは避け、生活環境事業所へ連絡をお願いします。
- 現場所在地、行為者の人数や特徴、使用した車のメーカーなどわかる範囲でお知らせください。

<注意>

- 集積所を管理している方などから、直接譲り受けている場合は、持ち去りには該当しません。
- 集積所を利用する方などが清掃活動として行う整理や移動等は該当しない場合があります。
- 資源物等を運搬するだけの行為は、持ち去りの対象ではありません。

The removal of resources from collection points and group resource collection locations is prohibited by ordinance.

[Overview]

- Prohibition of the removal of waste items subject to administrative collection (such as empty cans and oversized waste) from waste stations
- Prohibition of the removal of waste items subject to community recycling (such as used paper and cardboard) from community recycling stations

[If you witness someone removing prohibited waste items]

- To avoid problems, do not contact the person who is removing the prohibited waste items. Please contact the Living Environment Service Office.
- Please provide the location, number, and characteristics of the persons, the brand of vehicle used, and other information as you can.

<Notes>

- The prohibition of removal does not apply to items that are directly donated by the waste station manager.
- The prohibition of removal may not apply to the sorting and relocation of waste conducted for the cleaning of stations by users.
- The carrying of recyclable waste is not considered removal.

条例禁止从收集站及资源集中回收地点拿走资源物等。

【概要】

- ・禁止从堆积位置取走行政机关收集对象物品（空罐或粗大垃圾等）
- ・禁止从资源垃圾统一回收场所取走资源垃圾统一回收物品（废纸、纸板箱等）

【发现取走时】

- ・如果发现了取走的人，为了避免引发纠纷，所以请不要直接质问，而是与生活环境事业所联系。
- ・请告知现场所在地、取走行为人的数量和特征、使用的车辆品牌等您了解的信息。

<注意>

- ・如果是从管理堆积位置的人那里直接转让的情况，不属于取走行为。
- ・使用堆积位置的人等作为清扫活动进行的整理和移动等可能不属于取走行为。
- ・只是搬运资源物品等的行为，不属于取走行为。

집적소 및 자원 집단 수거 장소에서 자원물 등을 무단으로 가져가는 행위는 조례에 의해 금지되어 있습니다.

[개요]

- ・분리수거장에서 행정수집 대상 품목 (빈 캔, 대형폐기물 등) 을 무단수거하는 행위 금지
- ・재활용쓰레기 집단수거장에서 재활용쓰레기 집단수거 품목 (폐지, 골판지 상자 등) 을 무단수거하는 행위 금지

[무단수거를 발견한 경우]

- ・무단수거 행위자를 발견한 경우에는 분쟁으로 발전할 가능성이 있으므로 직접 이야기하지 말고 생활환경사업소에 연락해 주시기 바랍니다.
- ・현장 소재지, 행위자의 인원수 및 특징, 사용한 차량의 제조사 등을 알고 있는 범위에서 말씀해 주십시오.

<주의사항>

- ・분리수거장 관리자 등으로부터 직접 양도받은 경우에는 무단수거에 해당하지 않습니다.
- ・분리수거장 이용자 등이 청소 활동으로 하는 정리나 이동 등은 해당하지 않을 수 있습니다.
- ・재활용쓰레기 등을 운반하기만 하는 행위는 무단수거의 대상이 아닙니다.

Ang pagkuha ng mga bagay na maaaring i-recycle mula sa mga lugar ng koleksyon at mga lugar sa pangongolekta ng mapagkukunan ay ipinagbabawal ayon sa ordinansa.

[Buod]

- Ipagbabawal ang pagkuha ng government collection items (empty cans, oversized waste, at iba pa) mula sa garbage collection site
- Ipagbabawal ang pagkuha ng recyclable resource collection items (used paper, cardboard, at iba) mula sa recyclable resource collection site

[Kapag natuklasan ang pagkuha]

• Kapag natuklasan na may indibidwal na kumukuha, iwasan ang direktang pagkausap dito sapagkat maaari itong mauwi sa kaguluhan. Mangyaring kontakin ang living environment office.

• Ipagbigay-alam ayon sa iyong kaalaman ang lokasyon ng site, dami at katangian ng mga gumawa ng pagkuha, modelo ng ginamit na sasakyan, at iba pa.

<Paalala>

• Kapag direktang ibinigay sa iyo ng tagapangasiwa ng garbage collection site at iba pa, hindi ito kinokonsiderang pagkuha.

• May mga pagkakataon na hindi ito pinapairal sa pagliligpit o paglilipat na isinasagawa bilang aktibidad sa paglilinis ng indibidwal na gumagamit ng garbage collection site.

• Tanging ang gawain ng transportasyon ng recyclables at iba pa ang hindi kinokonsiderang pagkuha.

La Ordenanza prohíbe llevar los recursos colocados en la estación de residuos y el depósito colectivo de recursos reciclables.

[Resumen]

• Se prohíbe llevarse los artículos u objetos de recolección municipal de los depósitos de basura o de recursos reciclables (latas vacías, basuras de gran tamaño, etc.).

• Se prohíbe llevarse del Lugar de Recolección Comunitaria de Recursos Naturales los objetos reciclables para la recolección comunitaria de recursos naturales (papeles usados, cartones, etc.).

[Al encontrar a alguien que se lleve los objetos reciclables]

• Al encontrar a un individuo que se lleve los objetos reciclables, póngase en contacto con la Oficina de Ambiente de Vida. No hable directamente con el individuo para evitar que usted tenga algún problema.

• Favor de informarnos en la medida de lo posible los detalles como lugar o dirección del hecho, número de personas del acto en cuestión y sus rasgos distintivos, la marca de automóvil, etc.

<Observaciones>

• Cuando reciben los recursos reciclables directamente de la persona que gestiona el depósito de basura o recursos reciclables, no corresponde a los actos prohibidos.

• Es posible que no correspondan a los actos prohibidos aquellos actos como orden y limpieza, desplazamiento, etc., lo que realizan como actividades de limpieza por los usuarios del depósito de basura o recursos reciclables.

• Aquellos actos que simplemente transportan los recursos reciclables, etc. no son sujetos a los actos prohibidos como llevarse los objetos reciclables.

A remoção de materiais recicláveis dos pontos de coleta pública ou dos locais de coleta comunitária de recicláveis é proibida por lei.

[Sumário]

- É proibido levar sem permissão, a partir dos locais de coleta de lixo, os itens alvo de coleta da administração pública (Latas vazias, lixos de grande porte etc.)

- É proibido levar sem permissão a partir dos locais de coleta em grupo de recursos, os itens de coleta em grupo de recursos (Papéis usados, papelão etc.)

[No caso de ver alguém que está levando]

- No caso de ver alguém que está levando algum material sem permissão, evite chamar a atenção diretamente, pois existe a possibilidade de criar problemas, por isso, pedimos por favor para que avise ao Escritório do Ambiente da Vida.

- Por favor, informe-nos sobre o que sabe: o endereço do local, o número de pessoas que estavam realizando a ação e suas características, o modelo do carro que estava sendo usado etc.

<Cuidados a serem tomados>

- No caso ter recebido o material diretamente a partir da pessoa que administra o local de coleta, não será adequado a ação de levar sem permissão.

- Há casos de ordenação, deslocamento etc., realizadas como atividades de limpeza pelas pessoas que utilizam o local de coleta de lixo, não serem adequadas como ação de levar sem permissão.

- A ação de somente transportar os materiais de reciclo não é considerado como ação de levar sem permissão.

Hành vi mang các vật liệu tài nguyên, v.v... khỏi điểm tập kết rác và điểm thu hồi rác tài nguyên theo hợp tác tập thể bị nghiêm cấm theo quy định pháp luật.

[Tổng quan]

• Nghiêm cấm lấy đi những danh mục sản phẩm thuộc đối tượng thu gom của chính quyền (lon rỗng, rác quá khổ, v.v...) từ những địa điểm tập kết

• Nghiêm cấm lấy đi các danh mục sản phẩm thu gom của các tổ chức tài nguyên (giấy cũ, thùng carton, v.v...) từ các địa điểm thu gom của các tổ chức tài nguyên

[Trường hợp phát hiện lấy đi]

• Trường hợp phát hiện người có hành vi lấy đi, có khả năng sẽ xảy ra rắc rối nên đừng lên tiếng trực tiếp mà vui lòng liên hệ với Văn phòng Môi trường Sinh hoạt

• Vui lòng cho biết trong phạm vi có thể về vị trí xảy ra, số người có hành vi vi phạm, đặc trưng liên quan cũng như nhà sản xuất xe ô tô đã sử dụng, v.v...

<Chú ý>

• Trường hợp tiếp nhận trực tiếp từ người quản lý địa điểm tập kết, v.v... thì sẽ không bị xem là hành vi tự ý lấy đi.

• Trường hợp người sử dụng địa điểm tập kết, v.v... thực hiện hoạt động dọn dẹp vệ sinh như tiến hành điều chỉnh sắp xếp, di chuyển qua lại, v.v... có thể sẽ không bị xem là hành vi tự ý lấy đi.

• Hành động chỉ vận chuyển đồ có thể tái chế, v.v... không phải là hành động tự ý lấy đi.

ポイ捨て禁止条例



市内全域でポイ捨ては禁止です。

条例には罰則を定めています。

Littering is prohibited in all areas in the city.

The no littering ordinance of the city imposes penalties on violators.

市内全区域禁止随地乱扔垃圾。

条例中制定了惩罚制度。

시내 전역에서 쓰레기 아무데나 버리기 금지.

조례에는 벌칙이 제정되어 있습니다.

Bawal magkalat sa lahat ng lugar sa lungsod.

Ang parusa ay nakatukoy sa ordinansa.

Esta prohibido arrojar basura en toda la ciudad.

Esta establecido normas penales al estatuto.

O lixo é proibido deixare jogar lixo em qualquer lugar.

As penalidades são especificadas na Portaria.

Nghiêm cấm vứt rác bừa bãi trong toàn bộ khu vực của thành phố.

Pháp luật có quy định hình phạt.

ごみの収集に関するご相談・お問い合わせ先

Contact Information for Consultation and Inquiries Concerning Trash Collection

お住まいの区 Your community	担当事業所 Office	所在地 Location	電話番号 Tel	ファックス番号 Fax	電子メール e-mail
川崎区 Kawasaki-ku	川崎生活環境事業所 Kawasaki Waste Collection Office	川崎区塩浜 4-11-9 4-11-9 Shiohama, Kawasaki-ku	044-266-5747	044-287-1840	30kawase@city.kawasaki.jp
幸区・ Saiwai-ku 中原区 Nakahara-ku	中原生活環境事業所 Nakahara Waste Collection Office	中原区中丸子 155-1 155-1 Nakamaruko, Nakahara-ku	044-411-9220	044-434-7336	30nakase@city.kawasaki.jp
高津区 Takatsu-ku 宮前区 Miyamae-ku	宮前生活環境事業所 Miyamae Waste Collection Office	宮前区宮崎 172 172 Miyazaki, Miyamae-ku	044-866-9131	044-857-7045	30miyase@city.kawasaki.jp
多摩区 Tama-ku 麻生区 Asao-ku	多摩生活環境事業所 Tama Waste Collection Office	多摩区枳形 1-14-1 1-14-1 Masugata, Tama-ku	044-933-4111	044-934-8550	30tamase@city.kawasaki.jp

受付日時：月曜日から土曜日までの午前 8 時から午後 4 時 45 分まで Opening hours: Mon-Sat 8:00 a.m.- 4:45 p.m.

川崎市ホームページ「ごみの出し方」

<https://www.city.kawasaki.jp/kurashi/category/261-1-0-0-0-0-0-0-0.html>



英語、中国語、韓国・朝鮮語、ポルトガル語、スペイン語、フィリピン語、ベトナム語への翻訳機能もあります。

“Rules for Discarding Trash” on the Kawasaki City website

<https://www.city.kawasaki.jp/kurashi/category/261-1-0-0-0-0-0-0-0.html>

There is also a function for translation into English, Chinese, Korean, Portuguese, Spanish, Tagalog, and Vietnamese.



エコマーク商品
19 107 003



環境に配慮した
「植物油インキ」を
使用しています

川崎市
KAWASAKI CITY

緊急情報なし

防災ポータル

Click!!

Language

よくある質問FAQ

AIチャットボット

外部リンク

オンライン字帳 ほか



検索



メニュー

くらし・総合

こども・子育て

魅力・イベント

事業者

市政情報

防災・防犯・安全

現在位置 トップページ > くらし・総合 > 家庭ごみの出し方 > ごみの出し方

ごみの出し方