



川崎市消防局

〒210-8565 神奈川県川崎市川崎区南町2-0-7 TEL 044-223-1199 FAX 044-223-2520

# Secrets of Firefighter



Kawasaki Fire Department

# Fire! Huge fire and smoke

## Firefighters will put out the fire

Fire is scary thing that destroy your precious belonging in a flash, your house, your car etc.

How do firefighters put out the fire?



2020 年  
川崎市火災件数 326 件



What kind of equipments are on the fire engine?  
(to pg3)



See all those hoses? Water is gushing out of them.  
Where does all the water come from?  
Don' t they run out?(to pg5)  
What happens is the street is narrow and fire trucks cannot pass through?(to pg7)



Look at the force of the fire!  
Aren' t firefighter hot?  
what kind of clothe are they wearing?(to pg9)  
How do they put out distant fire? (to pg11)






## Fire pump trucks, it may be small but they are very active

Pump trucks are most active vehicle when putting out the fire. Hose on the truck is used to suck water from fire hydrant. Then, water is pumped out with a great force on to the fire. Compared to other fire trucks, pump truck may be small but it dose great job when putting out the fire.



Fire pump truck can pump water from both side of the vehicle.



various tools



Fire pump trucks are loaded with numerous hoses and about 50 different types of equipment. Pump trucks are dispatched to various disaster sites to protect people's lives, such as traffic accidents, gas leaks, and even in case of typhoons.



Check for gas leak using the equipment.



Connect hose to water to outlet.

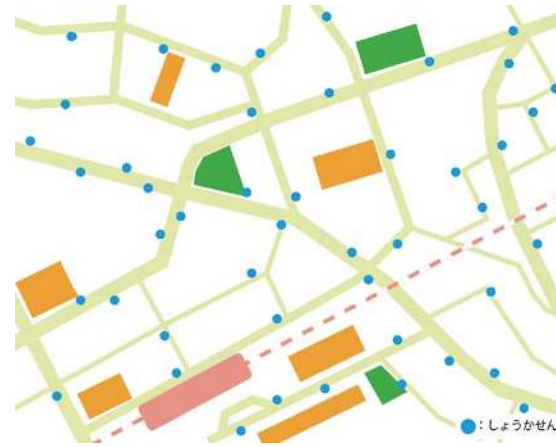


The triple ladder has a tilted stand that makes it easier to access.



# Connect fire engine to the fire hydrant

When putting out the fire, firefighters connect fire engine to the fire hydrant using water supply hose, sucking water and then pumping it out.



Fire hydrants are located every 100 meters or so, and written '消火栓 (shokasen)'  
Let's go and find out where these covers are.  
From time to time, firefighters check each fire hydrant to make sure it works



Fire hydrants are connected to the water pipes that are buried under the ground.  
The cover of the fire hydrant is very heavy and can only be opened with special equipment.



Each fire hydrant cover is painted yellow to distinguish from other covers that are on the road.



Turn on water and check

# Extend hoses

At site of the fire, hoses on the fire truck are unfolded and extended.

On the fire truck, hoses are kept in various ways. Some are rolled, some are folded, and some are kept on the hose layer cart. All are ready to be used immediately.



Each hose is 20meters, weighing about 8kg. They are very sturdy. When it's filled with water, each hose weighs around 75kg. Hoses are colored at both ends. Blue end is for fire hydrant, red is for the fire.



Hose layer cart can go into narrow streets that regular fire engine cannot go. For stairways, firefighters carry folded hoses up the stairs.



Hose layer cart can carry many folded hoses.



Some hoses are folded in double, which makes it easier to carry and can unfold in an instant. Hoses can be easily connected by metal fixtures that are on both ends.






# Clothes that protect firefighters

Firefighters are wearing various gears to protect them from fire and smoke.



They wear helmet, fireproof clothing, gloves, boots and also carry respirator. Altogether, they weigh around 20kg.

## Respirator



Mask protects face from fire and heat.

Firefighters carry air cylinder and mask so that they can breathe in the smoke.  
Air can last for about 15 minutes.



In order to put on all the gears as soon as possible, firefighters always arrange their pants and boots together, so that they can be dispatched within 1 minute.



# Start water discharge!

Fire can happen anywhere, in houses, apartments, cars, factories etc.

Firefighters are trained so that they can put out fire any time any place.



Gun-type nozzle hose.

By turning the tip, you can spray water straight to far distance or make it into a mist.



Training to extinguish fire with foam.



Training to extinguish fire.



Training to cool down the abject using mist.



Extinguish fire through collaborative training.